

ultraframe

Transforming light and space




REPLACEMENT ROOFS



There are a number of options for REPLACING YOUR ROOF...

If your conservatory needs updating, replacing the roof can have a significant impact on the thermal efficiency of the room. Whether it's moving to high performance glass, a solid roof, or even something in-between, there's a roof to ensure your new room is warm, welcoming and bright.

All roofs are designed to fit on existing window frames and also ideal to be used in bigger refurbishment or transformation projects.



REPLACEMENT ROOFS



Combine solid and shaped glazing seamlessly in a bespoke design.

Externally the LivinRoof is finished in grey to complement any house style, whether you want a contemporary or a traditional leaded roof look.

The LivinRoof is quick to install, meaning minimal disruption to your home compared to other solid roofs on the market.

Extremely thermally efficient due to its advanced design, LivinRoof is fully compliant with building regulations - the conversion of a glazed conservatory roof into a solid one requires official building regulations permission.



Available in any colour, choose from 4 unique Cornices - for a smoother finish and to hide the standard gutters!



3 TIER FLAT - Suitable for larger builds with bi-folds... great with Loggia columns!



2 TIER FLAT - A contemporary look for most build sizes



1 TIER - Suitable for smaller builds



CURVED CORNICE - Perfect for a more traditional build

LivinRoof features black pvc gutter as standard - but you can upgrade to this Cornice section to create a subtle difference



Any shape or roof style, glazing panels can be inserted just about anywhere to help you maximise natural light and give you a truly stunning internal look.

All LivinRoof designs come complete with the LivinRoom internal perimeter ceiling pelmet as standard, not only providing the perfect place for spotlights and speakers, but creating a beautiful vaulted ceiling giving a light airy feel to your room.

LivinRoof replacement project



BEFORE the transformation with a tired polycarbonate roof.



AFTER with stylish LivinRoof



A lightweight tiled roofing system that creates a beautiful vaulted plastered ceiling inside.

For those who want a solid roof but still want to retain an element of light within the room, the easy integration of performance rectangular full height glass panels or Velux roof windows can help project light into the adjacent room and give you a truly bespoke design.

Internally the UltraRoof380 is second to none. Around the perimeter of the ceiling sits an internal pelmet, which can be used to insert spotlights or speakers. At the apex of the roof you can choose to have installed a flat panel enabling you to add statement lighting, whether it's a low pendant over the dining table or a chandelier as a focal point.



UltraRoof380 allows the installation of full height rectangular glass panels





Powder coated aluminium ridge and hip capping is standard

Choices choices

At the ridge and hips of your roof choose between a modern aluminium capping or a more traditional tile roof capping. On the outside a stunning authentic lightweight tiled finish is available in a choice of 3 colours to match or co-ordinate with any home.

The external fascia boards are available in different colour choices to match or contrast with your existing window frames: White, Black, Rosewood or Oak.

Extremely thermally efficient due to its advanced design, UltraRoof380 is fully compliant with building regulations - the conversion of a glazed conservatory roof into a solid one requires official building regulations permission.

UltraRoof380 is pre manufactured to ensure consistent quality and is designed for speedy installation with minimal waste and minimal disruption to your home in comparison to other tiled roof solutions.



Carbon Grey



Harvest Brown



Terra Brick

Choose from three colours for your authentic tile finish



UltraTile ridge and hip capping - optional upgrade



THE IMPORTANCE OF SMALL DETAILS

There are a variety of options to customise the exterior and interior of your new space. Here we explore just some of the ways you can add your own, unique finishing touches to the final design.

STRUCTURAL INTEGRITY

All our roofs are engineered for the extremes of the UK climate, we ensure that every roof we produce is engineered to your specific postcode. Using our SDG (Structural Design Guide) specialist software that uses data from NASA, we calculate the altitude of your home along with predicted, snow load and wind speed.

Our software - with its integrated structural design guide - draws on weather data to ensure your conservatory/extension is designed for that once in 50 year occurrence of extreme snow loads or wind speeds. Simply give the installer your postcode to ensure compliance with the correct structural loads which we verify through our software.

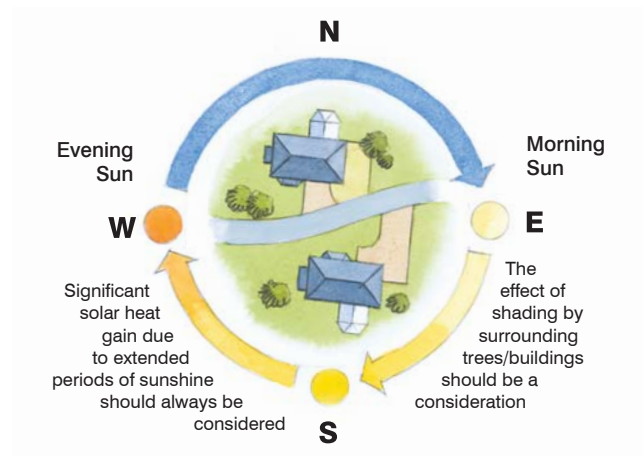
Our extensive research and development team continues to innovate and extend the boundaries of design, so you can be certain that you're getting the latest in roofing technology.



CLIMATE CONTROL

You need to consider ventilation when planning your conservatory, orangery or extension with your retailer as it is vital to a comfortable living environment. This is often overlooked by some manufacturers but Ultraframe's roofing systems take care of this.

The type of ventilation you need is specific to your conservatory, based on many considerations such as size, shape and most importantly, aspect in relation to the sun. Other factors to consider include overshadowing of the conservatory, orangery or extension from obstacles such as trees and buildings and the severity of wind and snow in your area.



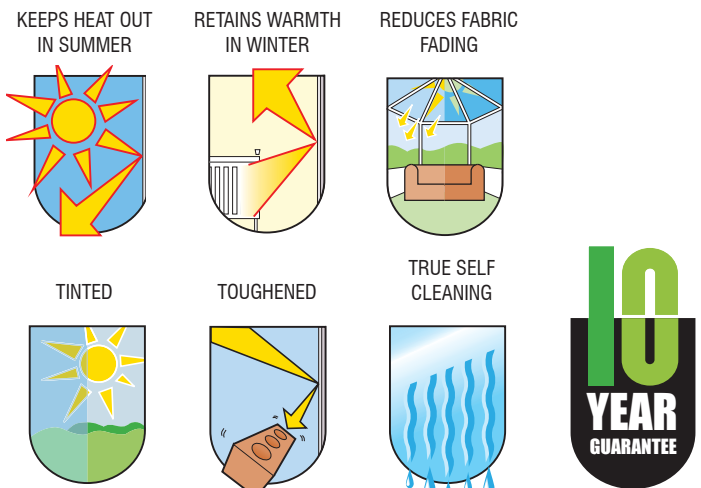
If all this sounds complicated, let us help you select the best ventilation options for your new room.

Ventilation is key within the structure of glazed roofs, so you can be assured that by choosing an Ultraframe roof you're protecting your conservatory from the elements and protecting your investment.

By specifying a conservatory, orangery or extension with an Ultraframe roof, you will be able to benefit from these ventilation features, minimising condensation ensuring a long trouble-free and low maintenance lifespan.

CONSERVAGLASS:

When designing a conservatory, orangery or extension choosing the right specification of roof glass is crucial to your enjoyment and comfort. To enable the room to be used all year round, a glazing material must be selected that deflects heat from the sun in the Summer and retains the warmth from heating appliances in the Winter. Also needed is a material that allows maximum light into your home.



- Our sealed units offer a range of performance attributes - perfect for roofs
- All roof units are toughened safety glass: 4mm glass - 16 mm Argon filled cavity - 4 mm glass with black warm edge spacer as standard.
- All roof units are manufactured in specialist roof glass factories and are guaranteed for 10 years.
- All specifications are true 'self cleaning' and offer a range of solar control properties.

conservaGlass[™]
by ultraframe

01

Q. I am thinking of replacing my old tired polycarbonate roof with a solid one – is there any ‘red tape’ involved?

A. An existing conservatory with doors into the house is ‘exempt’ from Building Regulations but changing the roof to a solid one means that Building Regulations now apply. Don’t worry, your Ultraframe retailer will take care of everything.

02

Q. The existing conservatory has multiple shapes – I think you call it a ‘P’ shape. Can it be upgraded?

A. Yes indeed, you can choose from high performance sealed units or LivinRoof is the most configurable solid roof on the market and this means it can adapt to all the shapes and styles of conservatory in the market.

03

Q. Is there a weight problem removing the existing lightweight plastic sheeting in the roof and adding a solid roof?

A. Not really, as LivinRoof has a weight of only 25kg/m². Your Ultraframe retailer will assess the existing base and window frames to ensure they are capable of taking this extra loading. If there is any doubt they will advise of the correct solutions and costs. UltraRoof380 with its authentic slate finish weighs a little more but is still an option!

FAQ'S ON ROOF REPLACEMENT

UltraRoof380 colours



Carbon Grey



Harvest Brown



Terra Brick

04

Q. How long will it take to replace the roof? I am worried my existing floor will be damaged during the transformation!

A. It is perfectly feasible to change simple designs over in the course of one day. Any plaster boarding and skimming would then take place over the next day or so. Ultraframe retailers will protect any existing finishes during the project.

05

Q. Changing to a solid roof means it has to comply with Building Regulations, is there any official paperwork I should keep?

A. In England and Wales, Ultraframe works with an approved inspector organisation called jhai. They ensure the necessary procedures are followed and issue a completion certificate for you, which you can file with the deeds to your property. In other regions of the UK, other arrangements are in place.

06

Q. Will the solid roof be too heavy to sit on my windows?

A. UltraRoof380 & LivinRoof are much lighter than other replacement roofs and not much heavier than a glass roof. This often enables the original window frames to be used providing a saving to the homeowner if required.

The difference in loading on the foundations is negligible. Provided there is no sign of settlement in the base there is no need to 'boost' the foundations. Please consult your retailer if in any doubt.



UltraRoof380 is available in 3 authentic slate finishes.

07

Q. I am nervous about losing light into my adjacent dining room and I want to keep the room light and bright – what can be done?

A. LivinRoof and UltraRoof380* has the option to have inserted in virtually any position glazed panels to allow light into the existing home.

*Rectangular panels only in UltraRoof380

08

Q. I want to have some pendant lighting and spotlights around the perimeter – how feasible is this?

A. Suspending pendant lights at the highest point of the vaulted ceiling is no issue as there are structural braces inside the plasterboard to take the weight of the lights. And spotlights can fit naturally into the 300mm deep pelmet that runs around the perimeter – this can even be varied to make this pelmet even more pronounced.

09

Q. How much more comfortable will this 'new room' be?

A. As the roof complies with Building Regulations, it is as thermally insulated as possible, in fact LivinRoof and UltraRoof380 is up to 15 times more thermally efficient than the roof it replaces. Offering greater comfort and lower bills than you have been used to. You can also keep the light too with both LivinRoof and UltraRoof380.



LivinRoof uses the Classic roof system so fitters can swap an old for a new one very quickly

“

There are
number
of exciting
options for
replacing
the roof on
your existing
conservatory

”



ultraframe
Transforming light and space